


HOW HEALTHY IS THE FOREST?

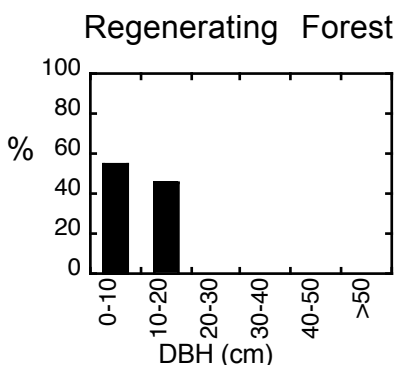
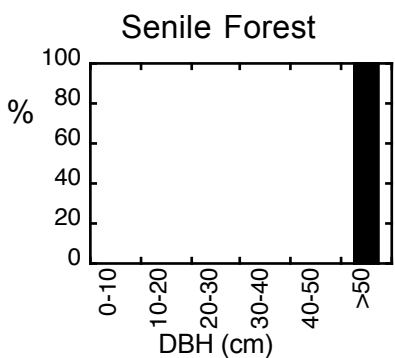
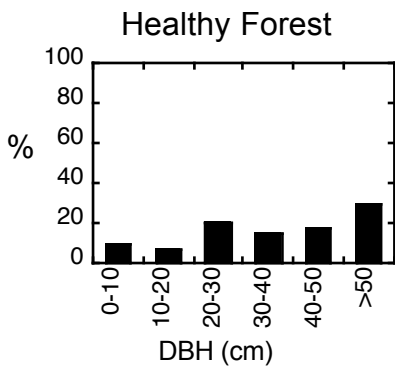
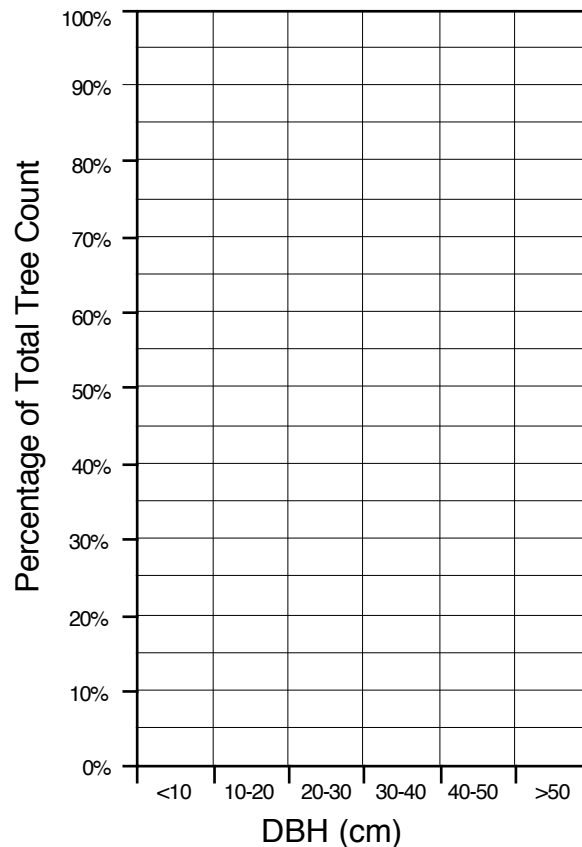
A healthy forest will have a mixture of trees of all ages.

Set-up a transect through a forest (100m to 200mlong and 10m wide, depending on the density of trees) as in Figure 1. Measure the diameter of each tree at breast height (i.e. DBH at 1.5m) for all trees within the transect.

Table the results and then graph them.



DBH (cm)	Tally	%
> 50		
40-50		
30-40		
20-30		
10-20		
< 10		



Is the forest made-up of only very old trees, very young trees or a mixture of trees of all ages?

How healthy is the forest?
